

Contact us:

alex

alexify@gmail.com, realwhks@hotmail.com

www.ningbo-electric.com

tel: +86-13505740443

fax: +86-574-87722775

P03 PENDANT STATION



Bulletin 800C – Pendant Stations

- 2...12 button configurations
- 1-speed and 2-speed buttons
- IP65/NEMA Type 3/3R
- Twist release E-stop for safety
- Finger-safe contact blocks
- Buttons are flush-mounted with the enclosure to reduce accidental operation
- Extra N.C. contact is standard with each directional button for electrical interlocking

Standards Compliance and Certifications

a		b... j		b...j, continued	
Enclosure – Number of Holes		Operator Type		Operator Type	
Code	Description	Code	Description	Code	Description
02	2-Hole Station	1	White Button, No Text (with N.O. contact block)	H	1-Speed "Up" Button (with 1 N.O. and 1 N.C. contact blocks)§
03	3-Hole Station	2	Black Button, No Text (with N.O. contact block)	J	2-Speed "Up" Button (with 2 N.O. and 1 N.C. contact blocks)§
05	5-Hole Station	3	Green Button, No Text (with N.O. contact block)	K	1-Speed "Down" Button (with 1 N.O. and 1 N.C. contact blocks)§
07	7-Hole Station	4	Red Button, No Text (with N.C. contact block)	L	2-Speed "Down" Button (with 2 N.O. and 1 N.C. contact blocks)§
08	8-Hole Station	5	Yellow Button, No Text (with N.O. contact block)	M	1-Speed "Left" Button (with 1 N.O. and 1 N.C. contact blocks)§
10	10-Hole Station	6	Blue Button, No Text (with N.O. contact block)	N	2-Speed "Left" Button (with 2 N.O. and 1 N.C. contact blocks)§
12	12-Hole Station ‡	A	Red Momentary Mushroom (with N.C. contact block)	P	1-Speed "Right" Button (with 1 N.O. and 1 N.C. contact blocks)§
		B	Twist-to-Release E-Stop (with	Q	2-Speed "Right" Button (with 2

	N.C. contact block)		N.O. and 1 N.C. contact blocks)§
C	Twist-to-Release E-Stop with Indicator (with N.C. contact block)	R	1-Speed "Forward" Button (with 1 N.O. and 1 N.C. contact blocks)§
D	0-1 Key Selector Switch (with N.O. contact block)	S	2-Speed "Forward" Button (with 2 N.O. and 1 N.C. contact blocks)§
E	1-0-2 Key Selector Switch (with 2 N.O. contact blocks)	T	1-Speed "Reverse" Button (with 1 N.O. and 1 N.C. contact blocks)§
F	0-1 Knob Selector Switch (with N.O. contact block)	U	2-Speed "Reverse" Button (with 2 N.O. and 1 N.C. contact blocks)§
G	1-0-2 Knob Selector Switch (with 2 N.O. contact blocks)	V	Hole Plug
		Z	Empty Housing

→ Housings supplied with cable sleeve, hanger ring, cable clamp, wire guides, contact block latches, gasket, and screws.

T Code Z is valid in Parameter "b" only.

‡ 12-hole enclosures are available as a housing only. Contact your local Allen-Bradley distributor for custom configuration.

§ N.C. contact block used for interlock.

Momentary Push Button Operators, Non-Illuminated – Flush



800C - F 3

a b

a		b	
Operator Type		Color Cap	
Code	Description	Code	Description
F	Flush	1	White
		2	Black
		3	Green
		4	Red
		5	Yellow
		6	Blue

Momentary Push Button Operators, Non-Illuminated with Laser-Marked Caps



800C - F 1 41

a b c

a		b		c	
Operator Type		Color Cap		Symbol	
Code	Description	Code	Description	Code	Description
F	Flush	1	White	41	1-speed "Up" button ↶
		2	Black	42	1-speed "Down" button ⚑
				43	1-speed "Left" button ⚑
				44	1-speed "Right" button ↷
				45	1-speed "Forward" button ↶
				46	1-speed "Reverse" button ⚑
				51	2-speed "Up" button ↶
				52	2-speed "Down" button ⚑
				53	2-speed "Left" button ⚑
				54	2-speed "Right" button ↷
				55	2-speed "Forward" button ↶
				56	2-speed "Reverse" button ⚑

↶ Black symbol on white cap.

⚑ White symbol on black cap.

Push/Twist-to-Release and Momentary Push Button Operators



Description	Cat. No.
30 mm push/twist-to-release	800C-MT34
30 mm push/twist-to-release with indicator	800C-NMT34
40 mm momentary mushroom operator	800C-MM44

Selector Switch Operators



Description	Cat. No.
2-position maintained	800C-SM22
3-position maintained	800C-SM32

Key Selector Switch Operators



Description	Cat. No.
2-position maintained (Key removal in left position)	800C-KM21
3-position maintained (Key removal in center position)	800C-KM34




Product Selection





Accessories/Replacement Parts




Description	Pkg. Quantity	Cat. No. →
2-hole pendant housing	1	800C-P02Z
3-hole pendant housing		800C-P03Z
5-hole pendant housing		800C-P05Z
7-hole pendant housing		800C-P07Z
8-hole pendant housing		800C-P08Z
10-hole pendant housing		800C-P10Z
12-hole pendant housing		800C-P12Z

→ Housings supplied with cable sleeve, hanger ring, cable clamp, wire guides, contact block latches, gasket,

and screws.

	Description	Contact Type	Pkg. Quantity	Cat. No.
	Contact Block	N.O.	10	800C-X10
	Note: Sold only in multiples of 10. Order (quantity of) 10 to receive one package of 10 pieces.	N.C.		800C-X01
	Contact Block → T Note: Sold only in multiples of 10.	N.O.M.S.	1	800C-X20M

	Description	Pkg. Quantity	Cat. No.
	Cable Clamp for P02-P03	10	800C-AC2
Cat. No. 800C-AC5	Cable Clamp for P05-P12		800C-AC5
	Hole Plug Note: Sold only in multiples of 10. Order (quantity of) 10 to receive one package of 10 pieces.	10	800C-AH2
Cat. No. 800C-AH2			
	Single Operator Latch ‡	10	800C-AL1
	Two Operator Latch ‡		800C-AL2
Cat. No. 800C-AL3	Three Operator Latch ‡		800C-AL3
	Mounting Ring Note: Sold only in multiples of 10. Order (quantity of) 10 to receive one package of 10 pieces.	10	800C-ARM

Cat. No. 800C-ARM			
	Cable Sleeve for P02	1	800C-AS2
	Cable Sleeve for P03-P05		800C-AS3
Cat. No. 800C-AS3	Cable Sleeve for P07-P08		800C-AS7
	Mounting Ring Wrench	1	800C-AW1
Cat. No. 800C-AW1			
	Wire Tap / Wire Guide Note: Sold only in multiples of 10. Order (quantity of) 10 to receive one package of 10 pieces.	10	800C-AWT
Cat. No. 800C-AWT			

→ A minimum of two N.O. circuits is required for two-speed.

† Two-speed blocks sold in sets: One set of Cat. No. 800C-X20M contains two N.O. contact blocks and occupy two circuits on a latch.

‡ A total of three circuits maximum is allowed per operator.

§ For use in 3-hole pendant station only. (One per pendant required. Use only in a top position.)

Specifications

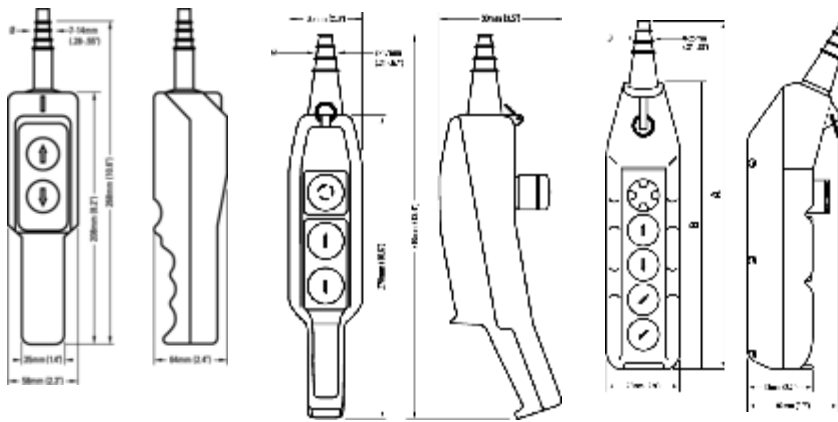
Pendant Station Specifications

Certifications	cULus, CE, UL Listed (File No. E14840; Guide No. NKGR)
Standards	UL 508, CSA 22.2 #14, EN/IEC 947-5-1,

	EN418 (E-Stop), VDE 0660 part 200
Ingress Protection	IP65/NEMA Type 3/3R (station), IP2X (contacts)
Mechanical Design Life	1 000 000 cycles (buttons) - 300 000 cycles (E-Stops)
Electrical Ratings	A600, Q600, AC-15, DC-13, Ith = 16 Amps AC
Operating Temperature	-25...+50 °C (-13...+122 °F)
Storage Temperature	-40...+70 °C (-40...+158 °F)

Approximate Dimensions

Dimensions are in millimeters (inches). Dimensions are not intended to be used for manufacturing purposes.



800C-P02...

800C-P03...

800C-P05...-P12

Cat. No. Dim. A [mm (inches)] Dim. B [mm (inches)]

800C-P05...	345 (13.6)	288 (11.3)
800C-P07...	495 (19.5)	358 (14.1)
800C-P08...	530 (20.96)	393 (15.5)

800C-P10...	640 (25.2)	463 (18.2)
800C-P12...	710 (28.0)	533 (21.0)

For more products, pls visit our website:

- <http://www.ningbo-electric.com/crane-parts/pendant-stations.html>
- <http://www.ningbo-electric.com/crane-parts/XAC-Pendant-Control-Stations.html>
- <http://www.ningbo-electric.com/crane-parts/COB-pushbutton.html>
- <http://www.ningbo-electric.com/crane-parts.html>
- <http://www.ningbo-electric.com/pdu-sockets.html>
- <http://www.ningbo-electric.com/Industrial-Plugs-and-Sockets.html>
- <http://www.ningbo-electric.com/CFL-energy-saving-lamps.html>
- <http://www.ningbo-electric.com/transformers.html>
- <http://www.ningbo-electric.com/push-button-switches.html>
- <http://www.ningbo-electric.com/power-pole-connectors.html>
- <http://www.ningbo-electric.com/meters.html>
- <http://www.ningbo-electric.com/circuit-breakers.html>
- <http://www.ningbo-electric.com/voltage-regulators-stabilizers.html>
- <http://www.ningbo-electric.com/relays.html>